



ORDER PICKER V10

CAPACITY 1000 KG | SERIES 5021

Safety

The V10 truck is designed to guarantee the operator's safety when driving, lifting and order picking. Outstanding visibility through and to either side of the mast offers the highest level of security. The integrated touch sensors ensure 2 hand operation. The LSC lift control monitors lift height and steering angle automatically reducing traction speed when necessary.

Performance

Efficiency and high performance are the best words to describe the V10. It is capable of picking at heights up to 6350mm. Its powerful and economical AC drive unit combines optimum performance with low energy consumption and great reliability. Three different lift motor options allow the truck to be tailored to exactly match the application.

Comfort

The soft suspended stand-on platform and the low cab step height increases working comfort and makes the truck as easy to use at max. height as at floor level. Wide variety of storage compartments

and options such as radio preparation, fans, preparation data terminals and scanners ensures that the truck can be equipped for every kind of order picking application.

Reliability

Our expertise in designing and building material handling equipment is the guarantee that the V10 is a truck you can rely on. Thanks to its easy maintenance, downtime is reduced and throughput is increased. Aspects like the central servicing make the V10 an extremely reliable machine. The active cooling system ensures the highest availability even in extreme conditions.

Productivity

The V10 is designed to achieve the highest productivity possible. The powerful lift motors provide fast lift of the cab whenever needed. Based on the latest ergonomic standards, the working environment and the controls allow the operator to maximise throughput. Of course, the truck can work just as well in a wide aisle, as in a guided aisle.

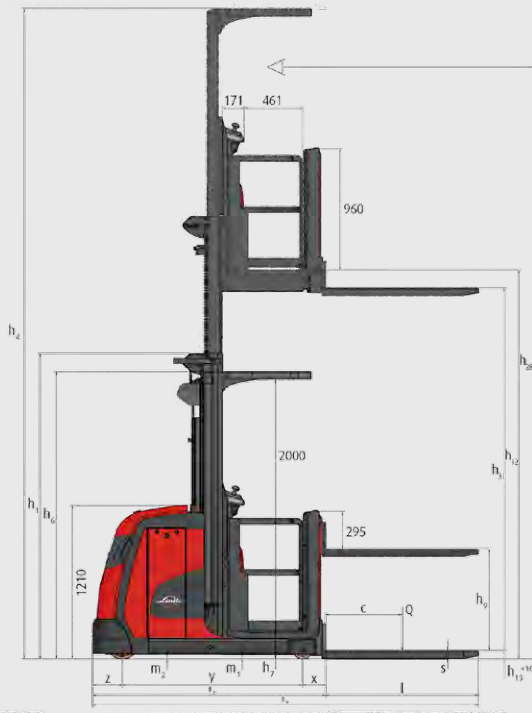
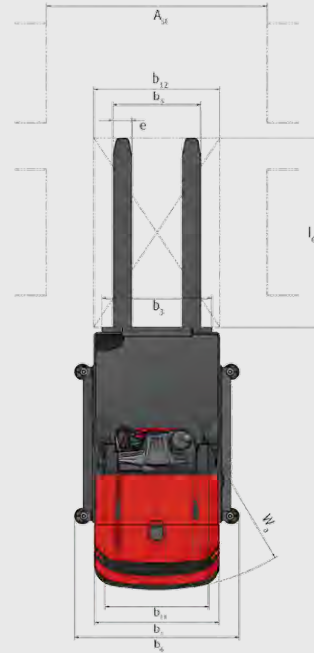
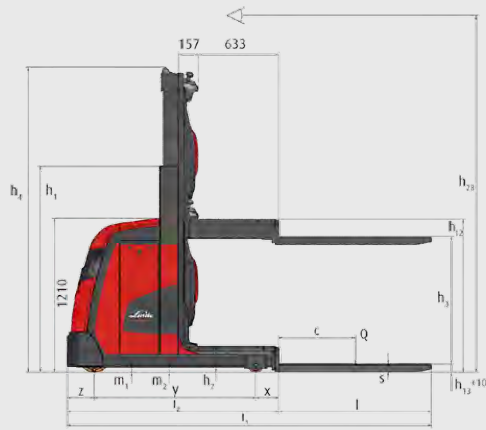
TECHNICAL DATA

ACCORDING TO VDI 2198

			LINDE		
			V10 Simplex mast ¹⁾	V10 Standard mast ¹⁾	
Characteristics	1.1	Manufacturer		LINDE	LINDE
	1.2	Model designation		V10 Simplex mast ¹⁾	V10 Standard mast ¹⁾
	1.2a	Series		5021-01	5021-01
	1.3	Power unit		Battery	Battery
	1.4	Operation		Order Picker	Order Picker
	1.5	Load capacity / Load	Q (t)	1.0	1.0
	1.6	Load centre distance	c (mm)	400	400
	1.8	Axle centre to fork face	x (mm)	180	180
	1.9	Wheelbase	y (mm)	1270	1415
Weight	2.1	Service weight	(kg)	1754 ²⁾	2739 ²⁾
	2.2	Axle load without load, front/rear	(kg)	597 / 2157 ²⁾	1142 / 2597 ²⁾
	2.3	Axle load without load, front/rear	(kg)	1054 / 700 ²⁾	1552 / 1187 ²⁾
Wheels and types	3.1	Tyres rubber, SE, pneumatic, polyurethane		Polyurethane	Polyurethane
	3.2	Tyre size, front		Ø 250 x 100	Ø 250 x 100
	3.3	Tyre size, rear		Ø 120 x 50	Ø 150 x 100
	3.5	Wheels, number front/rear (x = driven)		1x / 2	1x / 2
	3.6	Track width, front	b ₁₀ (mm)	0	0
	3.7	Track width, rear	b ₁₁ (mm)	660	850
	Dimensions	4.2	Height of mast, lowered	h ₁ (mm)	2120
4.4		Lift	h ₃ (mm)	1500	4550
4.5		Height of mast, extended	h ₄ (mm)	3760	6810
4.7		Height of overhead guard (cabin)	h ₆ (mm)	2260	2260
4.8		Height of seat / stand on platform	h ₇ (mm)	200	200
4.11		Supplementary lift	h ₉ (mm)	800	800
4.14		Platform height, raised	h ₁₂ (mm)	1700	4750
4.15		Height, lowered	h ₁₃ (mm)	65	65
4.19		Overall length	l ₁ (mm)	2465	2630
4.20		Length to fork face	l ₂ (mm)	1665	1830
4.21		Overall width	b ₁ / b ₂ (mm)	790 / 790	980 / 980
4.22		Fork dimensions DIN ISO 2331	s / e / l (mm)	60 x 120 x 800	60 x 120 x 800
4.23		Fork carriage to ISO 2328, class / type A, B		no	no
4.24		Width of fork carriage	b ₃ (mm)	660 / 740	660 / 740
4.25		Fork spread	b ₄ (mm)	560 / 640	560 / 640
4.27		Width over side guide rollers	b ₆ (mm)	1185	1375
4.31		Ground clearance, below mast	m ₁ (mm)	40	38
4.32		Ground clearance, centre of wheelbase	m ₂ (mm)	40	38
4.34.2		Aisle width with pallet 800x1200 along forks	A _{st} (mm)	1190	1380
4.35		Turning radius	W _a (mm)	1485	1650
4.42	End aisle width, with / without load	A _e (mm)	2834	2999	
Performance	5.1	Travel speed, with / without load	(km/h)	9 / 9	10 / 10
	5.2	Lifting speed, with / without load	(m/s)	0.18 / 0.25	0.22 / 0.31
	5.3	Lowering speed, with / without load	(m/s)	0.3 / 0.24	0.3 / 0.24
	5.9	Acceleration time, with / without load	(s)	7.0 / 7.0	8.0 / 8.0
	5.10	Service brake		Regenerative	Regenerative
Drive	6.1	Drive motor, rating S ₂ 60 min	(kW)	3	3
	6.2	Lift motor, rating at S ₂ 15 %	(kW)	4	7.6
	6.3	Battery according to DIN 43531/35/36 A, B, C, no		43 535 / B	43 535 / A
	6.4	Battery voltage / rated capacity (5h)	(V) / (Ah)	24 / 420	24 / 560
	6.5	Battery weight (± 5 %)	(kg)	385	502
Other	8.1	Type of drive unit		Microprocessor	Microprocessor
	10.7	Sound pressure level LpAZ (at the driver's seat)	(dB(A))	61	69

¹⁾ Exemplary configuration based on a modular truck system. Please contact your local sales department for an individual truck configuration

²⁾ Figures with battery, see line 6.4 / 6.5.



V10 with simplex mast (1)				
Height of mast lowered	h_1 (mm)	1620	2120	2530
Lift height without supplementary mast	h_3 (mm)	1000	1500	1910
Lift height with supplementary mast	$h_3 + h_9$ (mm)	1800	2300	2710
Total lift height from ground	h_{25} (mm)	1865	2365	2775
Supplementary lift	h_9 (mm)	800	800	800
Platform height	h_{12} (mm)	1200	1700	2110
Picking height ($h_{12} + 1600$ mm)	h_{28} (mm)	2800	3300	3710
Extended height	h_4 (mm)	2395	3760	4170

(1) available with 790 mm and 980 mm chassis width

V10 with standard mast (2)				
Height of mast lowered	h_1 (mm)	2400	2900	-
Lift height without supplementary mast	h_3 (mm)	3550	4550	-
Lift height with supplementary mast	$h_3 + h_9$ (mm)	4350	5350	-
Total lift height from ground	h_{25} (mm)	4415	5415	-
Supplementary lift	h_9 (mm)	800	800	-
Platform height	h_{12} (mm)	3750	4750	-
Picking height ($h_{12} + 1600$ mm)	h_{28} (mm)	5350	6350	-
Extended height	h_4 (mm)	5810	6810	-

(2) available with 980 mm chassis width



STANDARD EQUIPMENT / OPTIONAL EQUIPMENT

STANDARD EQUIPMENT

Modular truck design for optimum customization

Operator's compartment:

Mast or load side controls

Suspension mounted cab to absorb shocks and vibration

Soft rubber mat isolates operator from shocks and vibration

Storage compartments, pen holders and space for bottles, cans or tools integrated into cab interior

LED display with hour meter, steered wheel position indicator, battery status and service codes

Very low step on height for easy and off access

Steering knob

Throughput:

Durable polyurethane wheels

Regenerative electric braking through the drive motor for optimum use of energy

Battery discharge indicator with lift cutout

Motors:

AC drive motor for robust, economical high performance with minimum wear and maintenance

3.0 KW drive motor

3.2 KW lift motor

Safety:

Automatic reduction in travel speed with platform raised

All traction and lift functions interlocked through foot switch and sensors ensuring two handed operation

OPTIONAL EQUIPMENT

Operator's compartment:

LCD „Comfort“ display with keypad log-on, lift height indicator, speedometer, hour meter, steered wheel position indicator, battery status and service codes

Alternative cabin widths (800 mm - 1500 mm)

Tilting barriers

Rearview mirrors (left/right) on load side and/or mast side

Steering wheel

Macrolon cover for overhead guard

Lighting focusable on rack, pallet or cab interior

Attachment bars on mastside and on overhead guard

Clipboard DIN A4

Fan in overhead guard

Radio preparation 12V/50W with 2 speakers and antenna

Linde connect: data management system

Kneepad on front barrier

Throughput:

2 different chassis, 790 mm and 980 mm to suit application

Supplementary lift 800 mm for easy order picking

Buttons for supplementary lift on load side for easy handling

Inching buttons for pedestrian operation on both sides

Truck prepared for data terminal, printer, scanner installation

Motors:

4.0 kW lift motor for higher throughput

7.6 kW lift motor for maximum throughput

Safety:

Side barriers fitted with gas struts and safety interlocks

Alternative speed reduction and end aisle stop functions

Personal safety scanner

Lift and traction cut off

Anti-collision sensor for lifting

Warning lights

Warning sounds

LSC for speed reduction with steering angle

Mast/Forks:

Different fork lengths 700 mm - 2500 mm

Carriage for adjustable forks (FEM)

Environment:

Mechanical side guidance

Inductive wire guidance

Cold store version

Antistatic guide rollers and wheels

Online diagnosis tool

FEATURES

Two versions are available

- Model V10-01 with fixed forks welded to the operator platform, for working with walk on pallets
- Model V10-02 with supplementary lift on operator platform, forks welded to fork carriage. Pallet can be raised to most convenient working level for picking. Optimum matching of lift carriage minimizes dead space to allow full utilization of pallet surface area



Operators compartment

- Cab is suspension-mounted and has a floor designed to absorb shock and vibration
- Lighting to illuminate racks, load and/or cab
- Storage compartments, pen holders and space for bottles, cans or tools integrated in cab lining
- Radio preparation, fans, preparation for data terminals and scanners

Modular concept

- Unique modular design allows the perfect specification for each application
 - Combination of different lift motors, chassis, masts, batteries, cabins, etc. to suit every application
- Side guide rollers can be fitted for narrow aisle working

Drive and lift

- Robust, economical high performance traction and lift motors are fitted as standard
- Optional lift motor sizes (3 options for light, standard and heavy duty applications) allow truck performance to be matched to customer requirements

Safety

- Two handed operation of controls via touch sensors ensures safety
- All traction and lift functions interlocked through deadman's switch and integrated 2 handed operation
- Automatic speed reduction when turning
- Emergency lowering under rear hood readily accessible in aisle



Control concept

- Simple ergonomic controls allow precise, accurate operation reducing driver fatigue and increasing throughput
- Simultaneous traction and lifting/lowering
- Safe two handed operation ensured by integrated sensors

LSC

- Stepless automatic adjustment of speed depending on steering angle and lift height
- Highly efficient use of energy and energy recovering

Order Picking

- Spacious cabin for comfortable order picking
- Tilting barriers enable better reaching into the racking
- Optimal height of front barrier for productive order picking
- Safe stand at cabin side

Subject to modification in the interest of progress. Illustrations and technical details could include options and not binding for actual constructions. All dimensions subject to usual tolerances.

Linde Material Handling



Linde Material Handling | 5 Distillers Place | Huntingwood NSW 2148
Phone 1300 135 463 | www.lindemh.com.au