

A Brand of
KION

Baoli

» TWO WORLDS, ONE IDEA

When Germany's KION Group acquired Baoli in 2009, the company recognised that Baoli's strength in manufacturing price-competitive forklift trucks and warehouse equipment was a perfect complement to the product offering of its Linde Material Handling brand.

Today, Baoli operates in over 80 markets around the world and employs over 700 staff at its Jingjiang city plant, where industry-leading components, technologies and production lines – re-modelled by KION and made in Germany – underpin its operational excellence.

In Australia, Baoli's value range is backed by the nationwide service and support network of Linde Material Handling. With 200 qualified mobile technicians, all trained and graded on Baoli products, and fully equipped workshops and spare part stores in each capital, Baoli customers enjoy unrivalled service and support.

KION
GROUP



STILL



DEMATIC

OM STILL



OM VOLTAS

KBE20/25-01

Battery Counterbalanced Forklift Trucks



Linde Material Handling Pty Ltd
Australian and New Zealand Network Coverage
Tel: +(61) 2 9831 9500 or 1300 710 810
Email: contact@lindemh.com.au
www.lindemh.com.au / www.baoli-mh.com

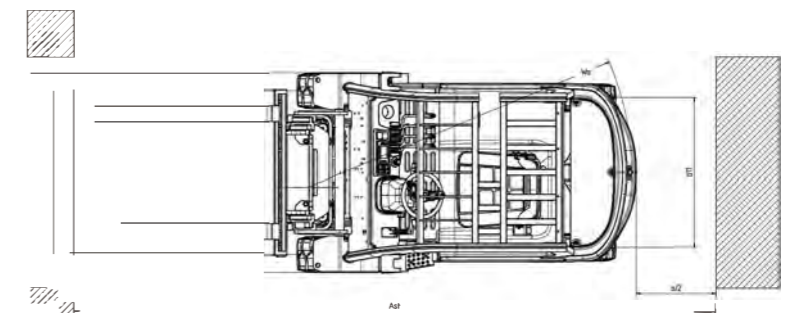
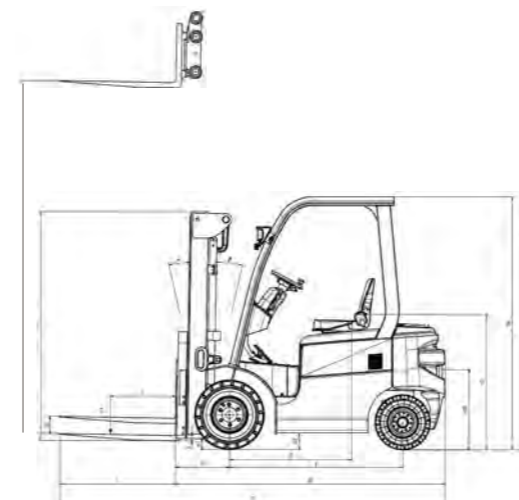
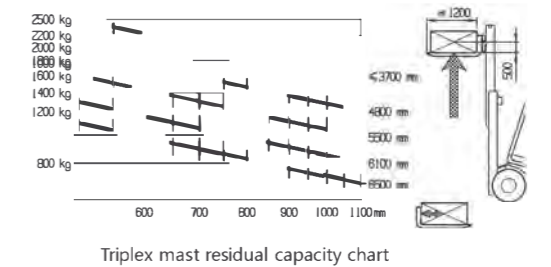
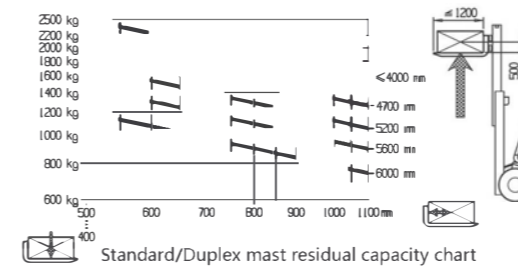
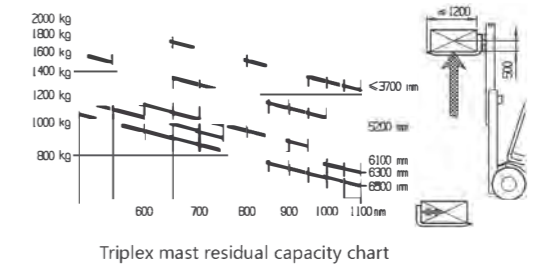
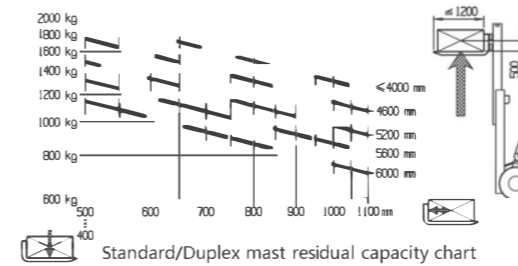
>> Specifications



	Item Description	Unit						
Characteristics	1.1	Manufacturer	Baoli	Baoli	Baoli	Baoli		
	1.2	Manufacturer's type designation	CPDS	CPDS	CPDS	CPDS		
	1.21	Configuration code	KBE20-01	KBE25-01	KBE20-Li-01	KBE25-Li-01		
	1.3	Drive	Electric	Electric	Electric	Electric		
	1.4	Operator type	Seated	Seated	Seated	Seated		
	1.5	Rated capacity/rated load	Q (t)	2.0	2.5	2.0	2.5	
	1.6	Load centre distance	c (mm)	500	500	500	500	
	1.8	Load distance, centre of drive axle to fork	x (mm)	464	464	464	464	
	1.9	Wheelbase	y (mm)	1495	1495	1495	1495	
	Weights	2.1	Service weight	(kg)	3605	4105	3310	4105
2.2		Axle loading, laden front/rear	(kg)	5025/580	5870/735	4720/590	5870/735	
2.3		Axle loading, unladen front/rear	(kg)	1725/1880	1755/2350	1430/1880	1755/2350	
Tyres/Chassis	3.1	Tyres: SE=solid, P=pneumatic		PN	PN	PN	PN	
	3.2	Tyre size, front		23x9-10	23x9-10	23x9-10	23x9-10	
	3.3	Tyre size, rear		18x7-8	18x7-8	18x7-8	18x7-8	
	3.5	Wheels, number front/rear (x = driven wheels)		2X /2	2X /2	2X /2	2X /2	
	3.6	Tread, front	b10 (mm)	1040	1040	1040	1040	
	3.7	Tread, rear	b11 (mm)	950	950	950	950	
	Dimensions	4.1	Tilt of mast/fork carriage forward/backward	a/b (°)	6/10	6/10	6/10	6/10
4.2		Height of mast, lowered	h1 (mm)	2070	2068	2070	2068	
4.3		Free lift	h2 (mm)	150	150	150	150	
4.4		Lift	h3 (mm)	3000	3000	3000	3000	
4.5		Height of mast, extended	h4 (mm)	4045	4045	4045	4045	
4.7		Height of overhead guard (cabin)	h6 (mm)	2150	2150	2150	2150	
4.8		Height of seat/stand-on platform	h7 (mm)	1166	1166	1166	1166	
4.12		Coupling height	h10 (mm)	660	660	660	660	
4.19		Overall length	l1 (mm)	3370	3370	3370	3370	
4.20		Length to face of forks	l2 (mm)	2370	2370	2370	2370	
4.21		Overall width	b1/b2 (mm)	1265	1265	1265	1265	
4.22		Fork dimensions ISO 2331	sxexl(mm)	45x100x1000	45x100x1000	45x100x1000	45x100x1000	
4.23		Fork carriage to ISO 2338, class/type A, B		2A	2A	2A	2A	
4.24		Fork-carriage width	b3 (mm)	1040	1040	1040	1040	
4.31		Ground clearance, laden, below mast	m1 (mm)	106	102	106	102	
4.32		Ground clearance, centre of wheelbase	m2 (mm)	120	120	120	120	
4.33		Aisle width with pallet 1000 × 1200 across forks	Ast (mm)	3710	3710	3710	3710	
4.34		Aisle width with pallet 800 × 1200 along forks	Ast (mm)	3910	3910	3910	3910	
4.35		Turning radius	Wa(mm)	2046	2046	2046	2046	
4.36		Minimum pivoting point distance	b13(mm)	564	564	564	564	
Performance	5.1	Travel speed, laden/unladen	km/h	15/15	15/15	15/15	15/15	
	5.2	Lift speed, laden/unladen	m/s	0.33/0.38	0.28/0.38	0.33/0.38	0.28/0.38	
	5.3	Lowering speed, laden/unladen	m/s	0.43/0.47	0.43/0.47	0.43/0.47	0.43/0.47	
	5.6	Max. drawbar pull, laden/unladen	N	11900/9400	11790/9600	11800/8900	11790/9600	
	5.8	Max. gradeability, laden/unladen	%	18/20	18/20	18/20	18/20	
	5.9	Acceleration time, laden/unladen	s	6.5/5.5	6.5/5.5	6.5/5.5	6.5/5.5	
	5.10	Service brake		Mechanical Hydraulic	Mechanical Hydraulic	Mechanical Hydraulic	Mechanical Hydraulic	
	Electric Engine	6.1	Drive motor rating S2 60 min	kW	10.2	10.2	10.2	10.2
		6.2	Lift motor rating at S3 15%	kW	11.5	11.5	11.5	11.5
		6.3	Battery according to DIN 43531/35/36 A,B,C,no		DIN 43531 B	DIN 43531 B	DIN 43531 B	DIN 43531 B
6.4		Battery voltage/nominal capacity K5	V/Ah	48/600	48/600	51.2/412	51.2/412	
6.5		Battery weight (E)	kg	990	990	230	230	
Others	10.1	Operating pressure for attachments	bar	145	170	145	170	
	10.2	Oil flow for attachments	l/min	24	24	24	24	
	10.7	Sound pressure level at the driver's seat	dB(A)	67	67	67	67	

>> Mast Specifications

Standard Masts	Lift height	h3(mm)	3000	3300	3500	3600	4000	4500	5000	5500
	Retracted height	h1(mm)	2070	2220	2320	2370	2620	2870	3120	3420
	Free lift	h2(mm)	150	150	150	150	150	150	150	150
	Height of overall at max. lift	h4(mm)	4045	4345	4545	4645	5045	5545	6045	6545
Duplex Masts	Lift height	h3(mm)	3000	3300	3500	4000	4500	-	-	-
	Retracted height	h1(mm)	2036	2186	2286	2586	2836	-	-	-
	Free lift	h2(mm)	1385	1535	1635	1935	2185	-	-	-
	Height of overall at max. lift	h4(mm)	4045	4345	4545	5045	5545	-	-	-
Triplex Masts	Lift height	h3(mm)	4100	4550	4650	5000	5250	5500	6000	6500
	Retracted height	h1(mm)	1986	2186	2186	2336	2486	2586	2836	3036
	Free lift	h2(mm)	1335	1535	1535	1685	1835	1935	2185	2385
	Free lift	h4(mm)	5145	5595	5695	6045	6295	6545	7045	7545



NOTE: The performance depicted represents nominal values obtained under typical operating conditions. Performance data may vary due to motor and system efficiency tolerances, and under different working conditions. The description and specifications included on this data sheet were in effect at time of printing. Linde Material Handling Pty Ltd reserves the right to make improvements and changes in specification or design without notice and without incurring obligation.

Subject to modification in the interest of progress, illustration and technical details not binding for actual constructions and may show the optional equipments.